

Signify Classified - Internal
Cooper Lighting Solutions Photometric Lab
1121 Highway 74 South
Peachtree City, GA 30269



Scaled data based on original data using
LM-79-2019 Approved Method: Electrical and Photometric Measurements of Solid-
State Lighting Products

Test Report Prepared for

Cooper Lighting Solutions

Brand: McGRAW-EDISON

Report Number: P641672

Luminaire Tested: GWS-SA6B-735-U-SLL-W

Issue Date: 1/10/2023

Test Information

Test Method: LM-79-2019
Report Number: P641672
TEST IS SCALED FROM IESNA LM-79-08 TEST DATA (G2-2209-782-37)
Test Lab: COOPER LIGHTING SOLUTIONS
Issue Date: 1/10/2023
Manufacturer: COOPER LIGHTING SOLUTIONS
Product Line: McGRAW-EDISON
Catalog Number: GWS-SA6B-735-U-SLL-W
Description: GALLEON WALL SLIM LUMINAIRE. (6) LIGHTSQUARES WITH 16 LEDS EACH AND
SPILL LIGHT ELIMINATOR LEFT OPTICS
Light Source: (96) 3500K CCT, 70 CRI LEDS
Ballast/Driver: -

Summary

Lumens per Lamp: N/A
Luminaire Lumens: 19571.8 lumens
Efficiency: N/A
Efficacy: 140.9 lumens/watt
Luminous Opening: Rectangular (W 2' x L: 1' x H: 0')
IES Classification: Type III - Short
BUG Rating: B3 - U0 - G3

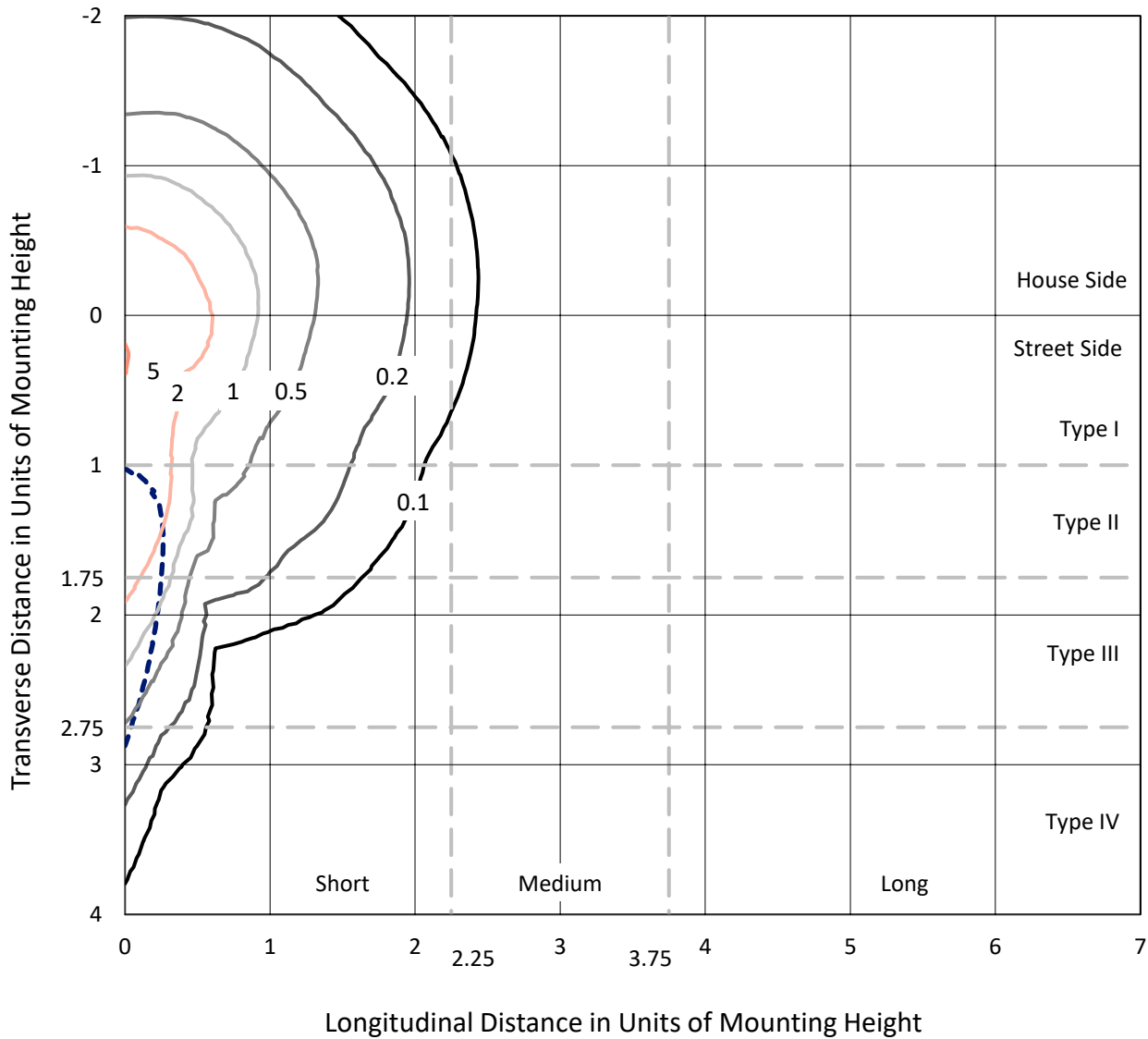
Input Watts (W): 138.9
Input Voltage (V): 120
Input Current (Ain): NR
Voltage Rise (V): NR
Power Factor: NR
Total Harmonic Distortion (THDi): NR
Frequency (hertz): 0
Stabilization Time: NR
Operation Time: NR
Ambient Temperature (°C): NR
Test Distance: 28.75 FT



REPORT NUMBER: P641672
 CATALOG NUMBER: GWS-SA6B-735-U-SLL-W

Iso-Footcandle Lines of Horizontal Illumination

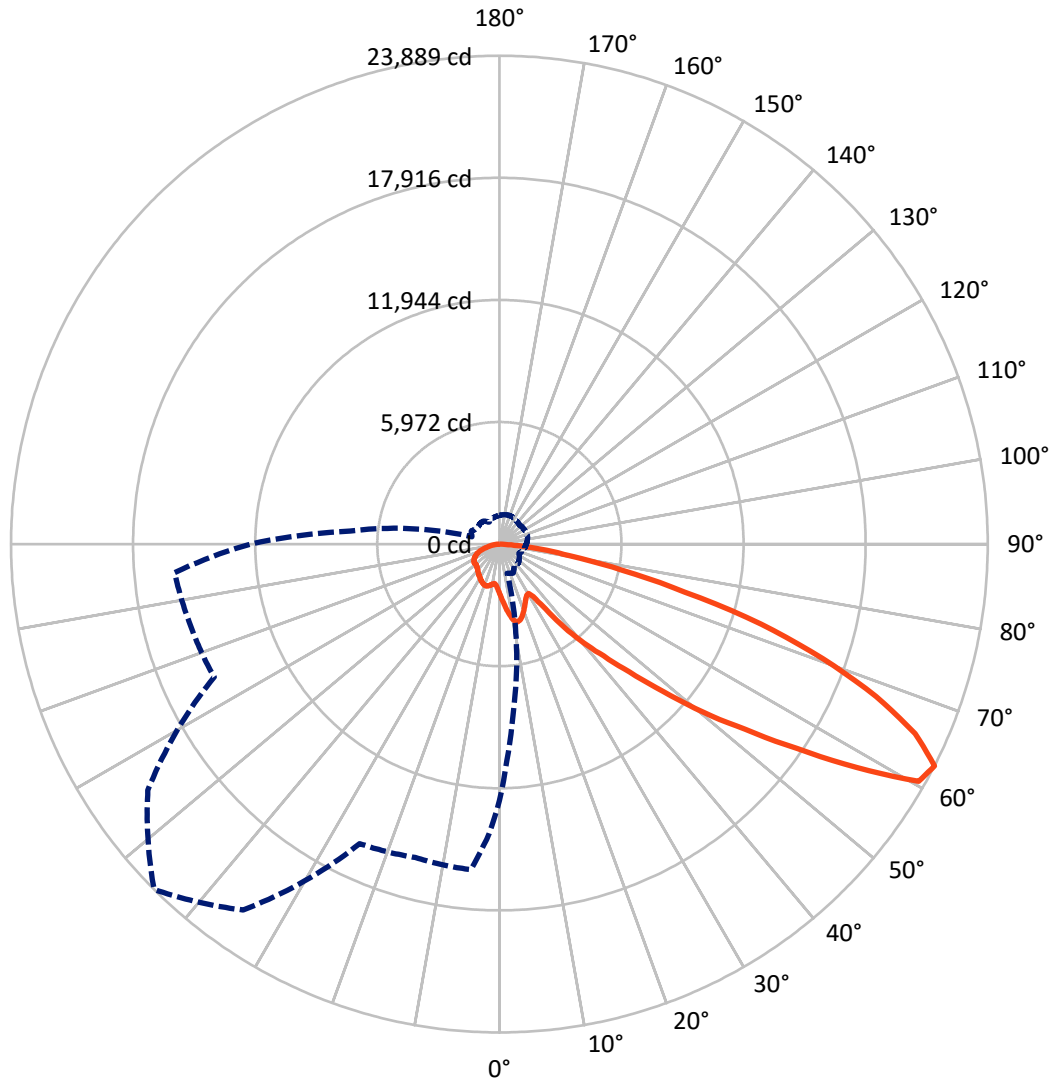
× Max cd
 - - - 1/2 Max cd



Based on 25 foot mounting height. Maximum calculated value = 5.2 fc
 Type III - Short - N/A

REPORT NUMBER: P641672
CATALOG NUMBER: GWS-SA6B-735-U-SLL-W

Luminous Intensity Polar Plot



— Vertical Plane Through 315-Deg Lateral - - - Horizontal Cone Through 62.5-Deg Vertical

REPORT NUMBER: P641672

CATALOG NUMBER: GWS-SA6B-735-U-SLL-W

FLUX DISTRIBUTION:

| | | Downward | Upward | Total |
|--------------------|-----------|----------|--------|---------|
| House Side | Lumens | 4679.6 | 0.0 | 4679.6 |
| | % Fixture | 23.9 | 0.0 | 23.9 |
| Street Side | Lumens | 14892.2 | 0.0 | 14892.2 |
| | % Fixture | 76.1 | 0.0 | 76.1 |
| Total | Lumens | 19571.8 | 0.0 | 19571.8 |
| | % Fixture | 100.0 | 0.0 | 100.0 |

ZONAL LUMENS:

| Zone | Lumens | % Fixture |
|-----------|---------|-----------|
| 0°-10° | 240.4 | 1.2 |
| 10°-20° | 781.3 | 4.0 |
| 20°-30° | 1229.9 | 6.3 |
| 30°-40° | 1685.8 | 8.6 |
| 40°-50° | 2630.4 | 13.4 |
| 50°-60° | 4535.4 | 23.2 |
| 60°-70° | 5255.9 | 26.9 |
| 70°-80° | 2774.3 | 14.2 |
| 80°-90° | 438.3 | 2.2 |
| 90°-100° | 0.0 | 0.0 |
| 100°-110° | 0.0 | 0.0 |
| 110°-120° | 0.0 | 0.0 |
| 120°-130° | 0.0 | 0.0 |
| 130°-140° | 0.0 | 0.0 |
| 140°-150° | 0.0 | 0.0 |
| 150°-160° | 0.0 | 0.0 |
| 160°-170° | 0.0 | 0.0 |
| 170°-180° | 0.0 | 0.0 |
| 0°-90° | 19571.8 | 100.0 |
| 0°-180° | 19571.8 | 100.0 |

Coefficient of Utilization



REPORT NUMBER: P641672

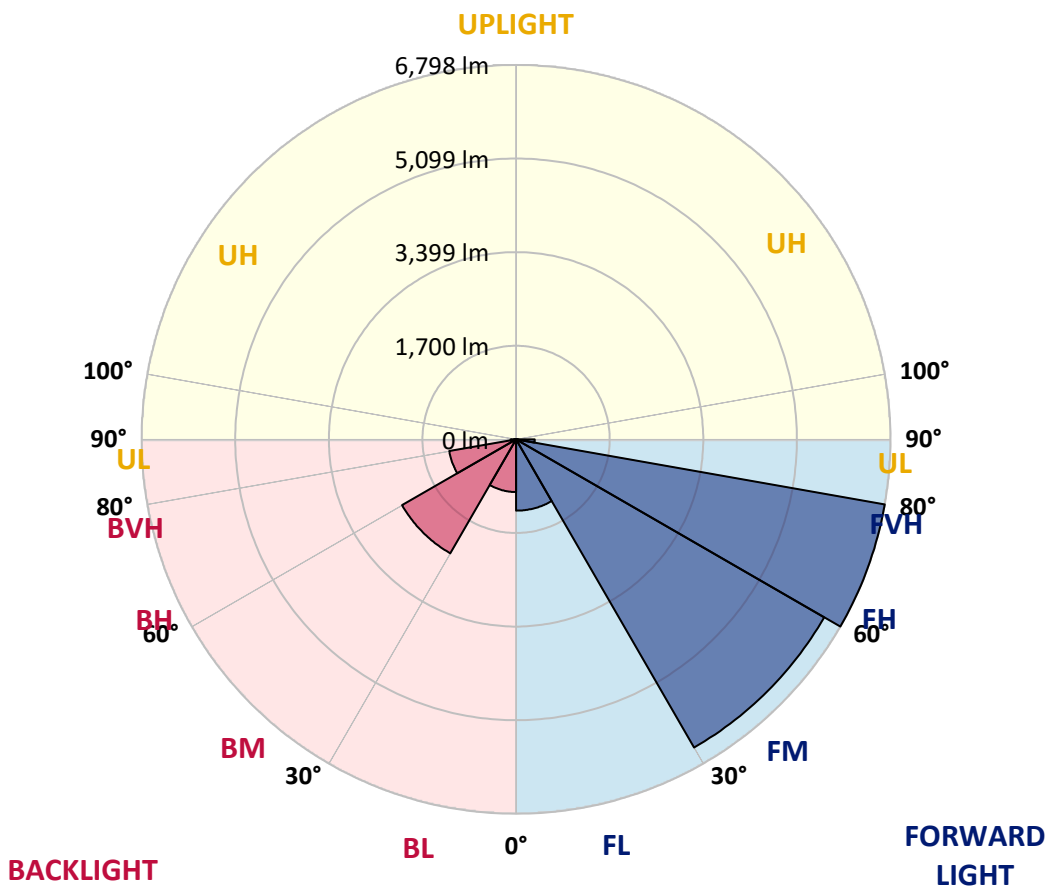
CATALOG NUMBER: GWS-SA6B-735-U-SLL-W

LUMINAIRE CLASSIFICATION SYSTEM LUMEN TABLE AND BUG RATING:

| Zone | Lumens | % Fixture | Zone Rating/Lumen Limit | | |
|----------------|--------|-----------|-------------------------|------|---------|
| | | | B | U | G |
| FL (0°-30°) | 1294.4 | 6.6 | | | |
| FM (30°-60°) | 6461.3 | 33.0 | | | |
| FH (60°-80°) | 6798.1 | 34.7 | | | G3/7500 |
| FVH (80°-90°) | 338.3 | 1.7 | | | G3/500 |
| BL (0°-30°) | 957.2 | 4.9 | B2/1000 | | |
| BM (30°-60°) | 2390.3 | 12.2 | B2/2500 | | |
| BH (60°-80°) | 1232.2 | 6.3 | B3/2500 | | G3/2500 |
| BVH (80°-90°) | 100.0 | 0.5 | | | G1/100 |
| UL (90°-100°) | 0.0 | 0.0 | | U0/0 | |
| UH (100°-180°) | 0.0 | 0.0 | | U0/0 | |

BUG Rating: B3-U0-G3

Type III Short





REPORT NUMBER: P641672
 CATALOG NUMBER: GWS-SA6B-735-U-SLL-W

CANDELA DISTRIBUTION (FULL):

| | 0° | 2° | 5° | 15° | 25° | 35° | 45° | 55° | 65° | 75° | 85° |
|-------|---------|---------|--------|--------|--------|--------|--------|--------|--------|--------|--------|
| 0° | 2440.2 | 2440.2 | 2440.2 | 2440.2 | 2440.2 | 2440.2 | 2440.2 | 2440.2 | 2440.2 | 2440.2 | 2440.2 |
| 2.5° | 2651.3 | 2640.8 | 2625.8 | 2574.9 | 2543.5 | 2507.6 | 2470.1 | 2426.7 | 2377.3 | 2342.9 | 2308.5 |
| 5° | 2875.8 | 2859.4 | 2823.4 | 2702.2 | 2618.3 | 2527.0 | 2450.7 | 2363.8 | 2278.5 | 2220.1 | 2161.7 |
| 7.5° | 3091.4 | 3070.5 | 3015.1 | 2829.4 | 2693.2 | 2561.5 | 2446.2 | 2320.4 | 2193.2 | 2106.4 | 2037.5 |
| 10° | 3307.0 | 3263.6 | 3193.2 | 2950.7 | 2771.0 | 2618.3 | 2486.6 | 2332.4 | 2163.2 | 2045.0 | 1971.6 |
| 12.5° | 3471.7 | 3431.2 | 3354.9 | 3061.5 | 2848.9 | 2657.3 | 2509.1 | 2366.8 | 2223.1 | 2097.4 | 2022.5 |
| 15° | 3625.9 | 3573.5 | 3486.6 | 3164.8 | 2913.3 | 2655.8 | 2464.2 | 2339.9 | 2318.9 | 2287.5 | 2190.2 |
| 17.5° | 3736.6 | 3688.7 | 3598.9 | 3248.6 | 2949.2 | 2609.4 | 2339.9 | 2266.5 | 2360.9 | 2456.7 | 2363.8 |
| 20° | 3834.0 | 3778.6 | 3687.2 | 3307.0 | 2956.7 | 2506.1 | 2188.7 | 2190.2 | 2338.4 | 2470.1 | 2447.7 |
| 22.5° | 3916.3 | 3854.9 | 3774.1 | 3372.9 | 2953.7 | 2362.4 | 2057.0 | 2146.8 | 2295.0 | 2398.3 | 2401.3 |
| 25° | 4018.1 | 3967.2 | 3899.8 | 3470.2 | 2953.7 | 2215.6 | 1961.1 | 2094.4 | 2221.6 | 2308.5 | 2305.5 |
| 27.5° | 4142.3 | 4107.9 | 4052.5 | 3618.4 | 2980.6 | 2092.9 | 1907.2 | 2027.0 | 2127.3 | 2202.2 | 2200.7 |
| 30° | 4281.6 | 4250.1 | 4208.2 | 3775.6 | 3027.0 | 2001.6 | 1877.3 | 1943.2 | 2016.5 | 2076.4 | 2076.4 |
| 32.5° | 4423.8 | 4411.8 | 4366.9 | 3901.3 | 2991.1 | 1973.1 | 1851.9 | 1859.3 | 1898.3 | 1947.7 | 1943.2 |
| 35° | 4621.4 | 4609.4 | 4552.5 | 3998.6 | 2835.4 | 1932.7 | 1811.4 | 1774.0 | 1778.5 | 1809.9 | 1820.4 |
| 37.5° | 4910.3 | 4892.4 | 4808.5 | 4112.4 | 2600.4 | 1830.9 | 1745.6 | 1684.2 | 1670.7 | 1684.2 | 1703.6 |
| 40° | 5259.2 | 5232.2 | 5118.4 | 4266.6 | 2329.4 | 1693.2 | 1642.3 | 1591.4 | 1568.9 | 1573.4 | 1595.9 |
| 42.5° | 5696.3 | 5639.4 | 5476.2 | 4429.8 | 2061.4 | 1571.9 | 1527.0 | 1495.6 | 1470.1 | 1467.1 | 1510.5 |
| 45° | 6405.9 | 6250.2 | 5991.2 | 4575.0 | 1835.4 | 1507.5 | 1423.7 | 1401.2 | 1380.3 | 1392.3 | 1443.2 |
| 47.5° | 7645.5 | 7358.0 | 6853.5 | 4699.3 | 1697.7 | 1509.0 | 1341.4 | 1317.4 | 1315.9 | 1339.9 | 1396.8 |
| 50° | 9349.1 | 8934.4 | 8156.0 | 4783.1 | 1625.8 | 1527.0 | 1292.0 | 1253.0 | 1281.5 | 1305.4 | 1359.3 |
| 52.5° | 10980.9 | 10347.6 | 9421.0 | 4781.6 | 1594.4 | 1530.0 | 1305.4 | 1193.2 | 1281.5 | 1287.5 | 1338.4 |
| 55° | 12374.6 | 11227.9 | 9762.3 | 4290.6 | 1549.5 | 1518.0 | 1357.8 | 1146.7 | 1265.0 | 1287.5 | 1327.9 |
| 57.5° | 13482.5 | 11787.8 | 9736.8 | 3465.7 | 1685.7 | 1452.1 | 1389.3 | 1136.3 | 1217.1 | 1290.5 | 1336.9 |
| 60° | 13359.7 | 11531.8 | 9109.6 | 2127.3 | 1672.2 | 1335.4 | 1384.8 | 1155.7 | 1136.3 | 1250.0 | 1326.4 |
| 62.5° | 12543.8 | 10614.1 | 8030.2 | 1476.1 | 1570.4 | 1268.0 | 1311.4 | 1190.2 | 1061.4 | 1191.7 | 1275.5 |
| 65° | 11401.6 | 9429.9 | 6691.8 | 1131.8 | 1300.9 | 1271.0 | 1187.2 | 1166.2 | 995.5 | 1098.8 | 1188.7 |
| 67.5° | 9891.0 | 7961.3 | 5283.1 | 896.7 | 907.2 | 1100.3 | 1077.9 | 1036.0 | 934.2 | 1016.5 | 1097.3 |
| 70° | 7435.9 | 5810.1 | 3634.8 | 721.6 | 687.1 | 919.2 | 968.6 | 931.2 | 874.3 | 898.2 | 983.6 |
| 72.5° | 5239.7 | 3793.5 | 1991.1 | 571.9 | 530.0 | 706.6 | 841.3 | 835.4 | 772.5 | 790.4 | 874.3 |
| 75° | 3893.8 | 2684.2 | 1244.1 | 452.1 | 431.2 | 506.0 | 705.1 | 723.1 | 670.7 | 691.6 | 756.0 |
| 77.5° | 2591.4 | 1738.1 | 691.6 | 335.3 | 335.3 | 369.8 | 525.5 | 609.3 | 570.4 | 586.8 | 631.8 |
| 80° | 1429.7 | 884.8 | 345.8 | 220.1 | 226.1 | 254.5 | 383.2 | 438.6 | 440.1 | 480.6 | 492.5 |
| 82.5° | 452.1 | 281.4 | 154.2 | 128.7 | 121.3 | 145.2 | 247.0 | 314.4 | 293.4 | 374.3 | 344.3 |
| 85° | 103.3 | 65.9 | 28.4 | 28.4 | 31.4 | 47.9 | 94.3 | 167.7 | 214.1 | 257.5 | 187.1 |
| 87.5° | 0.0 | 0.0 | 0.0 | 0.0 | 0.0 | 0.0 | 0.0 | 1.5 | 65.9 | 97.3 | 86.8 |
| 90° | 0.0 | 0.0 | 0.0 | 0.0 | 0.0 | 0.0 | 0.0 | 0.0 | 0.0 | 0.0 | 0.0 |



REPORT NUMBER: P641672
 CATALOG NUMBER: GWS-SA6B-735-U-SLL-W

CANDELA DISTRIBUTION (continued):

| | 90° | 95° | 105° | 115° | 125° | 135° | 145° | 155° | 165° | 175° | 180° |
|-------|--------|--------|--------|--------|--------|--------|--------|--------|--------|--------|--------|
| 0° | 2440.2 | 2440.2 | 2440.2 | 2440.2 | 2440.2 | 2440.2 | 2440.2 | 2440.2 | 2440.2 | 2440.2 | 2440.2 |
| 2.5° | 2287.5 | 2257.6 | 2248.6 | 2223.1 | 2220.1 | 2196.2 | 2187.2 | 2187.2 | 2197.7 | 2197.7 | 2208.2 |
| 5° | 2137.8 | 2100.4 | 2079.4 | 2049.5 | 2042.0 | 2024.0 | 2012.0 | 2013.5 | 2027.0 | 2036.0 | 2054.0 |
| 7.5° | 2006.1 | 1980.6 | 1965.6 | 1952.2 | 1949.2 | 1946.2 | 1932.7 | 1931.2 | 1935.7 | 1949.2 | 1962.6 |
| 10° | 1950.7 | 1932.7 | 1937.2 | 1947.7 | 1964.1 | 1973.1 | 1961.1 | 1955.2 | 1950.7 | 1959.6 | 1971.6 |
| 12.5° | 2004.6 | 1986.6 | 1995.6 | 2013.5 | 2036.0 | 2045.0 | 2040.5 | 2039.0 | 2043.5 | 2077.9 | 2103.4 |
| 15° | 2122.8 | 2088.4 | 2076.4 | 2083.9 | 2101.9 | 2110.8 | 2106.4 | 2112.3 | 2140.8 | 2230.6 | 2295.0 |
| 17.5° | 2269.5 | 2185.7 | 2137.8 | 2124.3 | 2131.8 | 2139.3 | 2139.3 | 2154.3 | 2203.7 | 2335.4 | 2416.2 |
| 20° | 2348.9 | 2239.6 | 2158.8 | 2125.8 | 2128.8 | 2136.3 | 2136.3 | 2157.3 | 2212.6 | 2353.4 | 2405.8 |
| 22.5° | 2327.9 | 2227.6 | 2128.8 | 2092.9 | 2094.4 | 2100.4 | 2100.4 | 2118.3 | 2167.7 | 2292.0 | 2315.9 |
| 25° | 2245.6 | 2157.3 | 2059.9 | 2028.5 | 2031.5 | 2042.0 | 2039.0 | 2049.5 | 2086.9 | 2188.7 | 2202.2 |
| 27.5° | 2146.8 | 2068.9 | 1973.1 | 1949.2 | 1962.6 | 1983.6 | 1965.6 | 1967.1 | 2001.6 | 2086.9 | 2088.4 |
| 30° | 2040.5 | 1976.1 | 1890.8 | 1872.8 | 1898.3 | 1908.7 | 1892.3 | 1892.3 | 1926.7 | 1985.1 | 1983.6 |
| 32.5° | 1925.2 | 1884.8 | 1823.4 | 1804.0 | 1832.4 | 1848.9 | 1827.9 | 1830.9 | 1857.8 | 1896.8 | 1881.8 |
| 35° | 1817.4 | 1796.5 | 1768.0 | 1754.5 | 1772.5 | 1787.5 | 1774.0 | 1780.0 | 1805.4 | 1815.9 | 1795.0 |
| 37.5° | 1714.1 | 1711.1 | 1714.1 | 1714.1 | 1718.6 | 1723.1 | 1714.1 | 1729.1 | 1751.6 | 1738.1 | 1714.1 |
| 40° | 1624.3 | 1636.3 | 1664.7 | 1657.2 | 1652.7 | 1657.2 | 1651.3 | 1676.7 | 1699.2 | 1675.2 | 1646.8 |
| 42.5° | 1549.5 | 1571.9 | 1615.3 | 1615.3 | 1606.3 | 1609.3 | 1606.3 | 1637.8 | 1654.2 | 1621.3 | 1589.9 |
| 45° | 1485.1 | 1518.0 | 1573.4 | 1580.9 | 1565.9 | 1565.9 | 1571.9 | 1610.8 | 1616.8 | 1571.9 | 1539.0 |
| 47.5° | 1440.2 | 1480.6 | 1543.5 | 1556.9 | 1534.5 | 1533.0 | 1549.5 | 1591.4 | 1591.4 | 1539.0 | 1501.5 |
| 50° | 1408.7 | 1453.6 | 1528.5 | 1546.5 | 1524.0 | 1518.0 | 1545.0 | 1585.4 | 1576.4 | 1513.5 | 1476.1 |
| 52.5° | 1387.8 | 1434.2 | 1527.0 | 1552.4 | 1537.5 | 1531.5 | 1558.4 | 1586.9 | 1564.4 | 1497.1 | 1458.1 |
| 55° | 1374.3 | 1425.2 | 1531.5 | 1552.4 | 1536.0 | 1525.5 | 1552.4 | 1577.9 | 1565.9 | 1488.1 | 1450.6 |
| 57.5° | 1381.8 | 1432.7 | 1525.5 | 1536.0 | 1516.5 | 1498.6 | 1530.0 | 1565.9 | 1561.4 | 1491.1 | 1453.6 |
| 60° | 1369.8 | 1416.2 | 1492.6 | 1495.6 | 1462.6 | 1434.2 | 1480.6 | 1534.5 | 1534.5 | 1480.6 | 1447.7 |
| 62.5° | 1314.4 | 1360.8 | 1428.2 | 1431.2 | 1393.8 | 1362.3 | 1416.2 | 1480.6 | 1479.1 | 1435.7 | 1401.2 |
| 65° | 1223.1 | 1266.5 | 1342.9 | 1350.3 | 1312.9 | 1280.0 | 1335.4 | 1395.3 | 1399.7 | 1360.8 | 1330.9 |
| 67.5° | 1122.8 | 1161.7 | 1218.6 | 1248.5 | 1217.1 | 1182.7 | 1233.6 | 1290.5 | 1289.0 | 1242.6 | 1211.1 |
| 70° | 1003.0 | 1039.0 | 1091.4 | 1116.8 | 1097.3 | 1064.4 | 1110.8 | 1140.8 | 1127.3 | 1104.8 | 1083.9 |
| 72.5° | 884.8 | 919.2 | 968.6 | 968.6 | 947.6 | 916.2 | 929.7 | 983.6 | 1000.0 | 983.6 | 970.1 |
| 75° | 760.5 | 790.4 | 824.9 | 832.4 | 786.0 | 729.1 | 791.9 | 838.4 | 857.8 | 850.3 | 833.9 |
| 77.5° | 633.3 | 655.7 | 706.6 | 693.1 | 606.3 | 576.4 | 627.3 | 696.1 | 709.6 | 705.1 | 682.7 |
| 80° | 488.0 | 501.5 | 555.4 | 528.5 | 461.1 | 441.6 | 464.1 | 518.0 | 521.0 | 506.0 | 477.6 |
| 82.5° | 327.9 | 345.8 | 381.7 | 329.4 | 327.9 | 309.9 | 291.9 | 297.9 | 324.9 | 321.9 | 302.4 |
| 85° | 167.7 | 176.7 | 211.1 | 197.6 | 169.2 | 146.7 | 139.2 | 148.2 | 133.2 | 121.3 | 104.8 |
| 87.5° | 70.4 | 76.3 | 104.8 | 58.4 | 18.0 | 0.0 | 0.0 | 9.0 | 13.5 | 19.5 | 21.0 |
| 90° | 0.0 | 0.0 | 0.0 | 0.0 | 0.0 | 0.0 | 0.0 | 0.0 | 0.0 | 0.0 | 0.0 |



REPORT NUMBER: P641672
 CATALOG NUMBER: GWS-SA6B-735-U-SLL-W

CANDELA DISTRIBUTION (continued):

| | 185° | 195° | 205° | 215° | 225° | 235° | 245° | 255° | 265° | 270° | 275° |
|-------|--------|--------|--------|--------|--------|--------|--------|--------|---------|---------|---------|
| 0° | 2440.2 | 2440.2 | 2440.2 | 2440.2 | 2440.2 | 2440.2 | 2440.2 | 2440.2 | 2440.2 | 2440.2 | 2440.2 |
| 2.5° | 2232.1 | 2248.6 | 2289.0 | 2339.9 | 2389.3 | 2440.2 | 2495.6 | 2530.0 | 2571.9 | 2625.8 | 2627.3 |
| 5° | 2076.4 | 2113.8 | 2172.2 | 2250.1 | 2330.9 | 2423.7 | 2531.5 | 2621.3 | 2729.1 | 2814.5 | 2848.9 |
| 7.5° | 1980.6 | 2034.5 | 2107.9 | 2206.7 | 2312.9 | 2428.2 | 2568.9 | 2720.1 | 2896.8 | 3010.6 | 3077.9 |
| 10° | 1989.6 | 2071.9 | 2145.3 | 2229.1 | 2324.9 | 2449.2 | 2630.3 | 2830.9 | 3048.0 | 3197.7 | 3281.5 |
| 12.5° | 2149.8 | 2236.6 | 2223.1 | 2218.6 | 2283.0 | 2434.2 | 2679.7 | 2943.2 | 3208.2 | 3357.9 | 3458.2 |
| 15° | 2351.9 | 2384.8 | 2257.6 | 2161.7 | 2200.7 | 2380.3 | 2706.7 | 3043.5 | 3341.4 | 3524.1 | 3622.9 |
| 17.5° | 2455.2 | 2389.3 | 2235.1 | 2091.4 | 2080.9 | 2298.0 | 2720.1 | 3145.3 | 3491.1 | 3673.8 | 3778.6 |
| 20° | 2407.3 | 2311.5 | 2181.2 | 2045.0 | 1970.1 | 2185.7 | 2712.7 | 3226.2 | 3627.4 | 3831.0 | 3916.3 |
| 22.5° | 2304.0 | 2220.1 | 2118.3 | 1988.1 | 1880.3 | 2062.9 | 2693.2 | 3307.0 | 3748.6 | 3953.7 | 4028.6 |
| 25° | 2191.7 | 2128.8 | 2045.0 | 1931.2 | 1829.4 | 1955.2 | 2679.7 | 3414.8 | 3887.8 | 4084.0 | 4131.9 |
| 27.5° | 2079.4 | 2033.0 | 1964.1 | 1875.8 | 1817.4 | 1880.3 | 2684.2 | 3555.5 | 4067.5 | 4253.1 | 4233.7 |
| 30° | 1968.6 | 1928.2 | 1880.3 | 1841.4 | 1815.9 | 1862.3 | 2672.2 | 3705.2 | 4265.1 | 4437.3 | 4322.0 |
| 32.5° | 1863.8 | 1826.4 | 1796.5 | 1802.5 | 1817.4 | 1869.8 | 2610.9 | 3841.4 | 4446.3 | 4593.0 | 4417.8 |
| 35° | 1774.0 | 1735.1 | 1735.1 | 1756.0 | 1811.4 | 1844.4 | 2452.2 | 3947.7 | 4646.9 | 4793.6 | 4554.0 |
| 37.5° | 1690.2 | 1655.7 | 1678.2 | 1712.6 | 1765.0 | 1775.5 | 2248.6 | 4051.0 | 4938.8 | 5076.5 | 4765.1 |
| 40° | 1616.8 | 1582.4 | 1622.8 | 1666.2 | 1693.2 | 1688.7 | 2042.0 | 4194.7 | 5283.1 | 5425.3 | 5045.1 |
| 42.5° | 1558.4 | 1527.0 | 1562.9 | 1618.3 | 1622.8 | 1627.3 | 1890.8 | 4332.5 | 5682.8 | 5864.0 | 5527.1 |
| 45° | 1510.5 | 1488.1 | 1506.0 | 1561.4 | 1561.4 | 1630.3 | 1796.5 | 4447.7 | 6284.6 | 6605.0 | 6411.9 |
| 47.5° | 1473.1 | 1459.6 | 1468.6 | 1486.6 | 1516.5 | 1684.2 | 1736.6 | 4536.1 | 7380.5 | 8009.2 | 7814.6 |
| 50° | 1452.1 | 1438.7 | 1450.6 | 1413.2 | 1503.0 | 1711.1 | 1717.1 | 4603.4 | 8825.1 | 9810.2 | 9569.2 |
| 52.5° | 1434.2 | 1429.7 | 1437.2 | 1350.3 | 1533.0 | 1693.2 | 1702.2 | 4513.6 | 9793.7 | 11582.7 | 11820.7 |
| 55° | 1428.2 | 1431.2 | 1395.3 | 1303.9 | 1568.9 | 1633.3 | 1657.2 | 3871.4 | 10057.2 | 13111.2 | 14588.8 |
| 57.5° | 1431.2 | 1422.2 | 1330.9 | 1308.4 | 1570.4 | 1513.5 | 1721.6 | 2762.1 | 9674.0 | 13775.9 | 17297.0 |
| 60° | 1420.7 | 1375.8 | 1253.0 | 1348.8 | 1501.5 | 1372.8 | 1675.2 | 1801.0 | 8663.5 | 13265.4 | 17454.2 |
| 62.5° | 1374.3 | 1308.4 | 1185.7 | 1371.3 | 1378.8 | 1289.0 | 1521.0 | 1387.8 | 7316.1 | 12172.5 | 15939.1 |
| 65° | 1306.9 | 1218.6 | 1128.8 | 1324.9 | 1254.5 | 1250.0 | 1143.7 | 1112.3 | 5883.4 | 10871.6 | 14502.0 |
| 67.5° | 1196.1 | 1107.8 | 1086.9 | 1218.6 | 1128.8 | 1107.8 | 919.2 | 922.2 | 4694.8 | 9485.3 | 13057.3 |
| 70° | 1070.4 | 982.1 | 998.5 | 1101.8 | 1004.5 | 920.7 | 744.0 | 768.0 | 3561.5 | 7902.9 | 11109.6 |
| 72.5° | 988.1 | 869.8 | 871.3 | 970.1 | 883.3 | 745.5 | 612.3 | 633.3 | 2260.6 | 5956.8 | 8832.6 |
| 75° | 833.9 | 766.5 | 733.6 | 786.0 | 750.0 | 580.9 | 515.0 | 510.5 | 1339.9 | 4269.6 | 6614.0 |
| 77.5° | 696.1 | 643.7 | 627.3 | 648.2 | 559.9 | 429.7 | 414.7 | 407.2 | 759.0 | 2735.1 | 4334.0 |
| 80° | 504.5 | 491.0 | 489.5 | 500.0 | 431.2 | 315.9 | 315.9 | 317.4 | 408.7 | 1485.1 | 2443.2 |
| 82.5° | 320.4 | 350.3 | 309.9 | 344.3 | 293.4 | 224.6 | 209.6 | 238.0 | 235.0 | 633.3 | 1030.0 |
| 85° | 133.2 | 182.6 | 170.7 | 181.1 | 139.2 | 122.8 | 131.7 | 142.2 | 136.2 | 244.0 | 401.2 |
| 87.5° | 25.4 | 29.9 | 32.9 | 31.4 | 31.4 | 38.9 | 43.4 | 52.4 | 52.4 | 70.4 | 121.3 |
| 90° | 0.0 | 0.0 | 0.0 | 0.0 | 0.0 | 0.0 | 0.0 | 0.0 | 0.0 | 0.0 | 0.0 |



REPORT NUMBER: P641672
 CATALOG NUMBER: GWS-SA6B-735-U-SLL-W

CANDELA DISTRIBUTION (continued):

| | 285° | 295° | 305° | 315° | 325° | 335° | 345° | 355° | 358° | 360° |
|-------|---------|---------|---------|---------|---------|---------|---------|---------|---------|---------|
| 0° | 2440.2 | 2440.2 | 2440.2 | 2440.2 | 2440.2 | 2440.2 | 2440.2 | 2440.2 | 2440.2 | 2440.2 |
| 2.5° | 2684.2 | 2727.6 | 2718.7 | 2738.1 | 2712.7 | 2721.6 | 2670.7 | 2657.3 | 2648.3 | 2651.3 |
| 5° | 2959.7 | 3048.0 | 3064.5 | 3097.4 | 3074.9 | 3074.9 | 2985.1 | 2917.8 | 2893.8 | 2875.8 |
| 7.5° | 3239.6 | 3366.9 | 3450.7 | 3459.7 | 3447.7 | 3423.8 | 3293.5 | 3172.3 | 3128.8 | 3091.4 |
| 10° | 3488.1 | 3640.8 | 3735.2 | 3780.1 | 3757.6 | 3720.2 | 3558.5 | 3392.3 | 3339.9 | 3307.0 |
| 12.5° | 3678.3 | 3813.0 | 3875.9 | 3905.8 | 3902.8 | 3889.3 | 3757.6 | 3578.0 | 3522.6 | 3471.7 |
| 15° | 3801.0 | 3868.4 | 3844.4 | 3842.9 | 3863.9 | 3917.8 | 3877.4 | 3736.6 | 3672.3 | 3625.9 |
| 17.5° | 3880.4 | 3816.0 | 3709.7 | 3660.3 | 3705.2 | 3832.5 | 3925.3 | 3845.9 | 3787.5 | 3736.6 |
| 20° | 3908.8 | 3679.8 | 3525.6 | 3434.2 | 3486.6 | 3670.8 | 3899.8 | 3925.3 | 3875.9 | 3834.0 |
| 22.5° | 3875.9 | 3513.6 | 3304.0 | 3196.2 | 3247.1 | 3467.2 | 3825.0 | 3989.6 | 3956.7 | 3916.3 |
| 25° | 3795.0 | 3339.9 | 3088.4 | 2991.1 | 3046.5 | 3271.1 | 3691.7 | 4049.5 | 4051.0 | 4018.1 |
| 27.5° | 3694.7 | 3179.7 | 2937.2 | 2845.9 | 2899.8 | 3109.4 | 3561.5 | 4101.9 | 4154.3 | 4142.3 |
| 30° | 3592.9 | 3083.9 | 2865.4 | 2801.0 | 2841.4 | 3027.0 | 3428.3 | 4155.8 | 4260.6 | 4281.6 |
| 32.5° | 3546.5 | 3130.3 | 3034.5 | 3063.0 | 3010.6 | 3074.9 | 3380.3 | 4232.2 | 4389.4 | 4423.8 |
| 35° | 3607.9 | 3542.0 | 3784.6 | 3896.8 | 3711.2 | 3467.2 | 3441.7 | 4347.4 | 4570.5 | 4621.4 |
| 37.5° | 3905.8 | 4423.8 | 4786.1 | 5181.3 | 4859.4 | 4322.0 | 3745.6 | 4543.6 | 4829.5 | 4910.3 |
| 40° | 4554.0 | 5193.3 | 5847.5 | 6358.0 | 5871.4 | 5148.4 | 4323.5 | 4835.5 | 5185.8 | 5259.2 |
| 42.5° | 5164.8 | 5914.9 | 6816.1 | 7476.3 | 6844.5 | 5823.5 | 4946.3 | 5326.5 | 5655.9 | 5696.3 |
| 45° | 5763.7 | 6623.0 | 7988.3 | 8906.0 | 8048.2 | 6465.8 | 5582.5 | 6155.9 | 6404.4 | 6405.9 |
| 47.5° | 6465.8 | 7420.9 | 9458.4 | 10765.3 | 9645.5 | 7176.9 | 6179.8 | 7468.8 | 7814.6 | 7645.5 |
| 50° | 7305.6 | 8214.3 | 10971.9 | 12928.6 | 11593.2 | 8051.2 | 6938.8 | 9069.2 | 9540.7 | 9349.1 |
| 52.5° | 8429.9 | 9088.6 | 12639.6 | 15037.9 | 13716.0 | 9046.7 | 8039.2 | 11183.0 | 11338.7 | 10980.9 |
| 55° | 10012.3 | 10350.6 | 14780.4 | 17642.8 | 16085.8 | 10272.8 | 9648.5 | 13835.8 | 13400.1 | 12374.6 |
| 57.5° | 13615.7 | 12347.7 | 17529.0 | 20614.4 | 18767.1 | 12500.4 | 13175.6 | 16761.0 | 15211.6 | 13482.5 |
| 60° | 16630.8 | 14772.9 | 20072.5 | 23563.6 | 21065.0 | 14955.6 | 16487.1 | 17270.0 | 15144.2 | 13359.7 |
| 62.5° | 15614.3 | 15391.2 | 20990.2 | 23888.5 | 21849.5 | 16163.7 | 15871.8 | 15987.0 | 14156.1 | 12543.8 |
| 65° | 13699.5 | 14198.1 | 20171.3 | 22348.0 | 20979.7 | 15081.3 | 14356.7 | 14801.4 | 13025.9 | 11401.6 |
| 67.5° | 12569.3 | 12936.0 | 18714.7 | 19882.4 | 19398.8 | 13910.6 | 13178.6 | 12856.7 | 11271.3 | 9891.0 |
| 70° | 11413.5 | 11717.4 | 16669.7 | 16788.0 | 16933.2 | 11964.5 | 10775.8 | 9817.7 | 8401.5 | 7435.9 |
| 72.5° | 9862.6 | 9879.1 | 14084.3 | 13398.6 | 13674.1 | 9362.6 | 8673.9 | 7340.1 | 6115.5 | 5239.7 |
| 75° | 8274.2 | 7822.1 | 11148.6 | 9365.6 | 9918.0 | 7283.2 | 7202.3 | 5531.6 | 4612.4 | 3893.8 |
| 77.5° | 6308.6 | 5780.1 | 8144.0 | 6158.9 | 6965.8 | 4850.5 | 5414.8 | 3751.6 | 3245.6 | 2591.4 |
| 80° | 4235.2 | 3905.8 | 4500.1 | 3476.2 | 4557.0 | 3342.9 | 3531.6 | 2125.8 | 1842.9 | 1429.7 |
| 82.5° | 2233.6 | 1907.2 | 2781.5 | 2061.4 | 2748.6 | 1836.9 | 1324.9 | 657.2 | 559.9 | 452.1 |
| 85° | 865.3 | 1001.5 | 1363.8 | 733.6 | 1065.9 | 655.7 | 383.2 | 163.2 | 136.2 | 103.3 |
| 87.5° | 167.7 | 259.0 | 142.2 | 0.0 | 0.0 | 0.0 | 0.0 | 0.0 | 0.0 | 0.0 |
| 90° | 0.0 | 0.0 | 0.0 | 0.0 | 0.0 | 0.0 | 0.0 | 0.0 | 0.0 | 0.0 |

LM-79-08: Approved Method: Electrical and Photometric Measurements of Solid-State Lighting Products

Report Prepared for

Cooper Lighting Solutions

All Brands

Data applicable to all product families using SA light engines

Report Number: SP1-2101-121-7

Luminaire Tested: IFLD-S-SA2A-735-U-T2

Test Date: 03/04/2021

Test Information

Test Method: LM-79-08
 Report Number: SP1-2101-121-7
 Test Lab: COOPER LIGHTING SOLUTIONS
 Photometer: SP1
 Measurement Geometry: 4π
 Issue Date: 03/04/2021
 Manufacturer: COOPER LIGHTING SOLUTIONS (FORMERLY EATON)
 Product Line: STREETWORKS
 Catalog Number: **IFLD-S-SA2A-735-U-T2**
 Description: STREETWORKS INF FLOOD

PROGRAMMED @ 615mA.

Spectral Parameters

| | | | | | |
|---------------------------|--------|-----------|------|------|-------|
| CCT (K): | 3388 | CRI (Ra): | 73.1 | R9: | -34.6 |
| CIE u': | 0.2371 | R1: | 68.9 | R10: | 57.8 |
| CIE v': | 0.5177 | R2: | 81.1 | R11: | 68.6 |
| Duv: | 0.0032 | R3: | 93.1 | R12: | 53.9 |
| CIE x: | 0.4153 | R4: | 71.6 | R13: | 70.9 |
| CIE y: | 0.4030 | R5: | 69.4 | R14: | 96.2 |
| CIE z: | 0.1817 | R6: | 75.0 | | |
| Peak Wavelength (nm): | 590 | R7: | 79.5 | | |
| Dominant Wavelength (nm): | 580 | R8: | 46.4 | | |
| Purity: | 45.7 | | | | |
| Rf: | 76.9 | | | | |
| Rg: | 94.4 | | | | |



Test Conditions

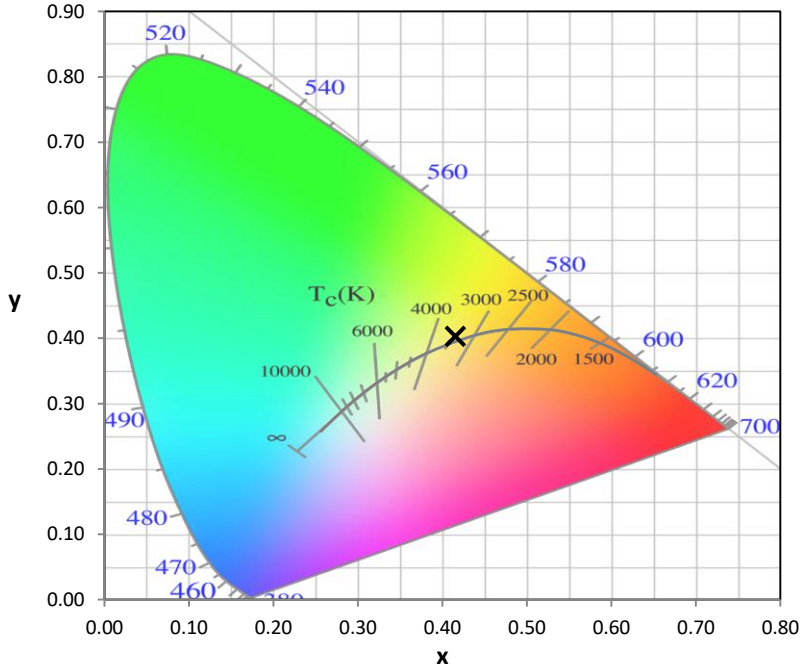
Stabilization Time: 81M
 Operation Time: 12H
 Room Temperature (°C) / RH%: 25.0/30%
 Sphere Temperature (°C): 24.1

REPORT NUMBER: SP1-2101-121-7

| Measurement and Test Equipment | | | |
|--------------------------------|-----------------------|------------------|----------------------|
| Instrument | Identification Number | Calibration Date | Calibration Due Date |
| Photometer | IN0058 | 1/31/2021 | 7/31/2021 |
| Power Meter | IN0071 | 12/1/2020 | 12/1/2021 |
| AC Power Source | IN0063 | 12/1/2020 | 12/1/2021 |
| DC Power Source | IN0208 | 12/1/2020 | 12/1/2021 |
| Sphere Thermometer | IN0085 | 12/1/2020 | 12/1/2021 |
| Room Thermometer | IN0046 | 12/1/2020 | 12/1/2021 |

REPORT NUMBER: SP1-2101-121-7

CIE 1931 Chromaticity Diagram



CIE 1931 Chromaticity Diagram with 2017 ANSI 7-Step and 4-Step Quadrangles



Point lies inside the ANSI 3500K 4-step quadrangle

REPORT NUMBER: SP1-2101-121-7

Photopic Flux vs. Wavelength



#####

| λ (nm) | Power (µW/nm) | Lumens (φ/nm) | λ (nm) | Power (µW/nm) | Lumens (φ/nm) | λ (nm) | Power (µW/nm) | Lumens (φ/nm) | λ (nm) | Power (µW/nm) | Lumens (φ/nm) | λ (nm) | Power (µW/nm) | Lumens (φ/nm) |
|--------|---------------|---------------|--------|---------------|---------------|--------|---------------|---------------|--------|---------------|---------------|--------|---------------|---------------|
| 360 | 2672 | 0.0 | 490 | 34553 | 4.9 | 620 | 136720 | 35.6 | 750 | 5870 | 0.0 | 880 | 4216 | 0.0 |
| 365 | 2252 | 0.0 | 495 | 44336 | 8.0 | 625 | 126308 | 27.9 | 755 | 5421 | 0.0 | 885 | 4132 | 0.0 |
| 370 | 2217 | 0.0 | 500 | 54643 | 12.1 | 630 | 114625 | 20.7 | 760 | 5097 | 0.0 | 890 | 3992 | 0.0 |
| 375 | 2697 | 0.0 | 505 | 64676 | 18.1 | 635 | 103216 | 15.5 | 765 | 4626 | 0.0 | 895 | 3214 | 0.0 |
| 380 | 3039 | 0.0 | 510 | 73825 | 25.4 | 640 | 92605 | 11.1 | 770 | 3782 | 0.0 | 900 | 2580 | 0.0 |
| 385 | 2655 | 0.0 | 515 | 81872 | 33.9 | 645 | 83234 | 8.0 | 775 | 3506 | 0.0 | 905 | 1776 | 0.0 |
| 390 | 2357 | 0.0 | 520 | 88574 | 43.0 | 650 | 73263 | 5.4 | 780 | 3507 | 0.0 | 910 | 3995 | 0.0 |
| 395 | 2186 | 0.0 | 525 | 93289 | 50.1 | 655 | 64627 | 3.7 | 785 | 3267 | 0.0 | 915 | 4288 | 0.0 |
| 400 | 2015 | 0.0 | 530 | 98393 | 57.9 | 660 | 56614 | 2.4 | 790 | 2849 | 0.0 | 920 | 2446 | 0.0 |
| 405 | 2234 | 0.0 | 535 | 103269 | 64.0 | 665 | 49537 | 1.6 | 795 | 3037 | 0.0 | 925 | 3009 | 0.0 |
| 410 | 3412 | 0.0 | 540 | 107316 | 69.9 | 670 | 42866 | 0.9 | 800 | 2716 | 0.0 | 930 | 3026 | 0.0 |
| 415 | 6135 | 0.0 | 545 | 113101 | 75.3 | 675 | 36708 | 0.6 | 805 | 2648 | 0.0 | 935 | 4734 | 0.0 |
| 420 | 12146 | 0.0 | 550 | 120690 | 82.0 | 680 | 31814 | 0.4 | 810 | 3187 | 0.0 | 940 | 3719 | 0.0 |
| 425 | 23983 | 0.1 | 555 | 128583 | 87.8 | 685 | 27485 | 0.2 | 815 | 2931 | 0.0 | 945 | 1480 | 0.0 |
| 430 | 42142 | 0.3 | 560 | 137796 | 93.6 | 690 | 23698 | 0.1 | 820 | 2717 | 0.0 | 950 | 3450 | 0.0 |
| 435 | 68228 | 0.8 | 565 | 146577 | 97.5 | 695 | 20309 | 0.1 | 825 | 2236 | 0.0 | 955 | 5051 | 0.0 |
| 440 | 99323 | 1.6 | 570 | 154581 | 100.5 | 700 | 17890 | 0.1 | 830 | 2628 | 0.0 | 960 | 3176 | 0.0 |
| 445 | 115584 | 2.4 | 575 | 162633 | 101.2 | 705 | 15500 | 0.0 | 835 | 3140 | 0.0 | 965 | 5178 | 0.0 |
| 450 | 94997 | 2.5 | 580 | 168101 | 99.9 | 710 | 13699 | 0.0 | 840 | 3675 | 0.0 | 970 | 6385 | 0.0 |
| 455 | 61433 | 2.1 | 585 | 173145 | 96.2 | 715 | 12398 | 0.0 | 845 | 3283 | 0.0 | 975 | 3810 | 0.0 |
| 460 | 43373 | 1.8 | 590 | 174675 | 90.3 | 720 | 11147 | 0.0 | 850 | 3055 | 0.0 | 980 | 4322 | 0.0 |
| 465 | 32472 | 1.7 | 595 | 173724 | 82.3 | 725 | 9761 | 0.0 | 855 | 2932 | 0.0 | 985 | 4200 | 0.0 |
| 470 | 24257 | 1.5 | 600 | 171241 | 73.8 | 730 | 8651 | 0.0 | 860 | 3382 | 0.0 | 990 | 4661 | 0.0 |
| 475 | 21690 | 1.7 | 605 | 165134 | 64.0 | 735 | 7730 | 0.0 | 865 | 2605 | 0.0 | 995 | 6746 | 0.0 |
| 480 | 23173 | 2.2 | 610 | 156652 | 53.8 | 740 | 6847 | 0.0 | 870 | 3325 | 0.0 | 1000 | 4150 | 0.0 |
| 485 | 27564 | 3.3 | 615 | 147879 | 44.6 | 745 | 6124 | 0.0 | 875 | 3325 | 0.0 | | | |

REPORT NUMBER: SP1-2101-121-7

Scotopic Flux vs. Wavelength



Scotopic Lumens: 12126

S/P: 1.36

| λ (nm) | Power (µW/nm) | Lumens (φ/nm) | λ (nm) | Power (µW/nm) | Lumens (φ/nm) | λ (nm) | Power (µW/nm) | Lumens (φ/nm) | λ (nm) | Power (µW/nm) | Lumens (φ/nm) | λ (nm) | Power (µW/nm) | Lumens (φ/nm) |
|--------|---------------|---------------|--------|---------------|---------------|--------|---------------|---------------|--------|---------------|---------------|--------|---------------|---------------|
| 360 | 2672 | 0.0 | 490 | 34553 | 53.2 | 620 | 136720 | 1.7 | 750 | 5870 | 0.0 | 880 | 4216 | 0.0 |
| 365 | 2252 | 0.0 | 495 | 44336 | 71.7 | 625 | 126308 | 1.1 | 755 | 5421 | 0.0 | 885 | 4132 | 0.0 |
| 370 | 2217 | 0.0 | 500 | 54643 | 91.4 | 630 | 114625 | 0.6 | 760 | 5097 | 0.0 | 890 | 3992 | 0.0 |
| 375 | 2697 | 0.0 | 505 | 64676 | 110.0 | 635 | 103216 | 0.4 | 765 | 4626 | 0.0 | 895 | 3214 | 0.0 |
| 380 | 3039 | 0.0 | 510 | 73825 | 125.1 | 640 | 92605 | 0.2 | 770 | 3782 | 0.0 | 900 | 2580 | 0.0 |
| 385 | 2655 | 0.0 | 515 | 81872 | 135.7 | 645 | 83234 | 0.1 | 775 | 3506 | 0.0 | 905 | 1776 | 0.0 |
| 390 | 2357 | 0.0 | 520 | 88574 | 140.8 | 650 | 73263 | 0.1 | 780 | 3507 | 0.0 | 910 | 3995 | 0.0 |
| 395 | 2186 | 0.0 | 525 | 93289 | 139.6 | 655 | 64627 | 0.1 | 785 | 3267 | 0.0 | 915 | 4288 | 0.0 |
| 400 | 2015 | 0.0 | 530 | 98393 | 135.7 | 660 | 56614 | 0.0 | 790 | 2849 | 0.0 | 920 | 2446 | 0.0 |
| 405 | 2234 | 0.1 | 535 | 103269 | 128.7 | 665 | 49537 | 0.0 | 795 | 3037 | 0.0 | 925 | 3009 | 0.0 |
| 410 | 3412 | 0.2 | 540 | 107316 | 118.6 | 670 | 42866 | 0.0 | 800 | 2716 | 0.0 | 930 | 3026 | 0.0 |
| 415 | 6135 | 0.6 | 545 | 113101 | 108.4 | 675 | 36708 | 0.0 | 805 | 2648 | 0.0 | 935 | 4734 | 0.0 |
| 420 | 12146 | 2.0 | 550 | 120690 | 98.7 | 680 | 31814 | 0.0 | 810 | 3187 | 0.0 | 940 | 3719 | 0.0 |
| 425 | 23983 | 5.9 | 555 | 128583 | 87.9 | 685 | 27485 | 0.0 | 815 | 2931 | 0.0 | 945 | 1480 | 0.0 |
| 430 | 42142 | 14.3 | 560 | 137796 | 77.0 | 690 | 23698 | 0.0 | 820 | 2717 | 0.0 | 950 | 3450 | 0.0 |
| 435 | 68228 | 30.5 | 565 | 146577 | 65.8 | 695 | 20309 | 0.0 | 825 | 2236 | 0.0 | 955 | 5051 | 0.0 |
| 440 | 99323 | 55.5 | 570 | 154581 | 54.6 | 700 | 17890 | 0.0 | 830 | 2628 | 0.0 | 960 | 3176 | 0.0 |
| 445 | 115584 | 77.4 | 575 | 162633 | 44.3 | 705 | 15500 | 0.0 | 835 | 3140 | 0.0 | 965 | 5178 | 0.0 |
| 450 | 94997 | 73.6 | 580 | 168101 | 34.6 | 710 | 13699 | 0.0 | 840 | 3675 | 0.0 | 970 | 6385 | 0.0 |
| 455 | 61433 | 53.7 | 585 | 173145 | 26.5 | 715 | 12398 | 0.0 | 845 | 3283 | 0.0 | 975 | 3810 | 0.0 |
| 460 | 43373 | 41.9 | 590 | 174675 | 19.5 | 720 | 11147 | 0.0 | 850 | 3055 | 0.0 | 980 | 4322 | 0.0 |
| 465 | 32472 | 34.3 | 595 | 173724 | 13.9 | 725 | 9761 | 0.0 | 855 | 2932 | 0.0 | 985 | 4200 | 0.0 |
| 470 | 24257 | 27.9 | 600 | 171241 | 9.7 | 730 | 8651 | 0.0 | 860 | 3382 | 0.0 | 990 | 4661 | 0.0 |
| 475 | 21690 | 27.1 | 605 | 165134 | 6.5 | 735 | 7730 | 0.0 | 865 | 2605 | 0.0 | 995 | 6746 | 0.0 |
| 480 | 23173 | 31.3 | 610 | 156652 | 4.2 | 740 | 6847 | 0.0 | 870 | 3325 | 0.0 | 1000 | 4150 | 0.0 |
| 485 | 27564 | 40.0 | 615 | 147879 | 2.7 | 745 | 6124 | 0.0 | 875 | 3325 | 0.0 | | | |

REPORT NUMBER: SP1-2101-121-7

Melanopic Flux vs. Wavelength



Melanopic Lumens: 4490.7 M/P: 0.5

| λ (nm) | Power (µW/nm) | Lumens (φ/nm) | λ (nm) | Power (µW/nm) | Lumens (φ/nm) | λ (nm) | Power (µW/nm) | Lumens (φ/nm) | λ (nm) | Power (µW/nm) | Lumens (φ/nm) | λ (nm) | Power (µW/nm) | Lumens (φ/nm) |
|--------|---------------|---------------|--------|---------------|---------------|--------|---------------|---------------|--------|---------------|---------------|--------|---------------|---------------|
| 360 | 2672 | 0.0 | 490 | 34553 | 28.8 | 620 | 136720 | 0.1 | 750 | 5870 | 0.0 | 880 | 4216 | 0.0 |
| 365 | 2252 | 0.0 | 495 | 44336 | 36.6 | 625 | 126308 | 0.1 | 755 | 5421 | 0.0 | 885 | 4132 | 0.0 |
| 370 | 2217 | 0.0 | 500 | 54643 | 43.9 | 630 | 114625 | 0.0 | 760 | 5097 | 0.0 | 890 | 3992 | 0.0 |
| 375 | 2697 | 0.0 | 505 | 64676 | 49.6 | 635 | 103216 | 0.0 | 765 | 4626 | 0.0 | 895 | 3214 | 0.0 |
| 380 | 3039 | 0.0 | 510 | 73825 | 53.0 | 640 | 92605 | 0.0 | 770 | 3782 | 0.0 | 900 | 2580 | 0.0 |
| 385 | 2655 | 0.0 | 515 | 81872 | 53.5 | 645 | 83234 | 0.0 | 775 | 3506 | 0.0 | 905 | 1776 | 0.0 |
| 390 | 2357 | 0.0 | 520 | 88574 | 51.6 | 650 | 73263 | 0.0 | 780 | 3507 | 0.0 | 910 | 3995 | 0.0 |
| 395 | 2186 | 0.0 | 525 | 93289 | 47.3 | 655 | 64627 | 0.0 | 785 | 3267 | 0.0 | 915 | 4288 | 0.0 |
| 400 | 2015 | 0.0 | 530 | 98393 | 42.5 | 660 | 56614 | 0.0 | 790 | 2849 | 0.0 | 920 | 2446 | 0.0 |
| 405 | 2234 | 0.0 | 535 | 103269 | 37.2 | 665 | 49537 | 0.0 | 795 | 3037 | 0.0 | 925 | 3009 | 0.0 |
| 410 | 3412 | 0.1 | 540 | 107316 | 31.4 | 670 | 42866 | 0.0 | 800 | 2716 | 0.0 | 930 | 3026 | 0.0 |
| 415 | 6135 | 0.4 | 545 | 113101 | 26.3 | 675 | 36708 | 0.0 | 805 | 2648 | 0.0 | 935 | 4734 | 0.0 |
| 420 | 12146 | 1.4 | 550 | 120690 | 21.7 | 680 | 31814 | 0.0 | 810 | 3187 | 0.0 | 940 | 3719 | 0.0 |
| 425 | 23983 | 3.7 | 555 | 128583 | 17.3 | 685 | 27485 | 0.0 | 815 | 2931 | 0.0 | 945 | 1480 | 0.0 |
| 430 | 42142 | 8.9 | 560 | 137796 | 13.6 | 690 | 23698 | 0.0 | 820 | 2717 | 0.0 | 950 | 3450 | 0.0 |
| 435 | 68228 | 18.2 | 565 | 146577 | 10.3 | 695 | 20309 | 0.0 | 825 | 2236 | 0.0 | 955 | 5051 | 0.0 |
| 440 | 99323 | 33.2 | 570 | 154581 | 7.6 | 700 | 17890 | 0.0 | 830 | 2628 | 0.0 | 960 | 3176 | 0.0 |
| 445 | 115584 | 45.6 | 575 | 162633 | 5.4 | 705 | 15500 | 0.0 | 835 | 3140 | 0.0 | 965 | 5178 | 0.0 |
| 450 | 94997 | 43.8 | 580 | 168101 | 3.8 | 710 | 13699 | 0.0 | 840 | 3675 | 0.0 | 970 | 6385 | 0.0 |
| 455 | 61433 | 32.2 | 585 | 173145 | 2.6 | 715 | 12398 | 0.0 | 845 | 3283 | 0.0 | 975 | 3810 | 0.0 |
| 460 | 43373 | 25.6 | 590 | 174675 | 1.7 | 720 | 11147 | 0.0 | 850 | 3055 | 0.0 | 980 | 4322 | 0.0 |
| 465 | 32472 | 21.2 | 595 | 173724 | 1.1 | 725 | 9761 | 0.0 | 855 | 2932 | 0.0 | 985 | 4200 | 0.0 |
| 470 | 24257 | 17.4 | 600 | 171241 | 0.7 | 730 | 8651 | 0.0 | 860 | 3382 | 0.0 | 990 | 4661 | 0.0 |
| 475 | 21690 | 16.6 | 605 | 165134 | 0.5 | 735 | 7730 | 0.0 | 865 | 2605 | 0.0 | 995 | 6746 | 0.0 |
| 480 | 23173 | 18.6 | 610 | 156652 | 0.3 | 740 | 6847 | 0.0 | 870 | 3325 | 0.0 | 1000 | 4150 | 0.0 |
| 485 | 27564 | 22.7 | 615 | 147879 | 0.2 | 745 | 6124 | 0.0 | 875 | 3325 | 0.0 | | | |

Summary

$R_f = 76.9$
 $R_g = 94.4$
 $CIE R_a = 73.1$
 $R_g = -34.6$



Color Vector Graphics



Individual Sample Fidelity Index ($R_{f,i}$)

| | | | |
|------------|------------|------------|------------|
| CES01 = 86 | CES26 = 68 | CES51 = 90 | CES76 = 63 |
| CES02 = 62 | CES27 = 88 | CES52 = 89 | CES77 = 80 |
| CES03 = 31 | CES28 = 87 | CES53 = 80 | CES78 = 65 |
| CES04 = 70 | CES29 = 67 | CES54 = 84 | CES79 = 87 |
| CES05 = 48 | CES30 = 74 | CES55 = 84 | CES80 = 86 |
| CES06 = 51 | CES31 = 71 | CES56 = 75 | CES81 = 75 |
| CES07 = 40 | CES32 = 67 | CES57 = 74 | CES82 = 94 |
| CES08 = 39 | CES33 = 74 | CES58 = 76 | CES83 = 91 |
| CES09 = 29 | CES34 = 78 | CES59 = 87 | CES84 = 89 |
| CES10 = 75 | CES35 = 89 | CES60 = 93 | CES85 = 80 |
| CES11 = 58 | CES36 = 98 | CES61 = 86 | CES86 = 66 |
| CES12 = 64 | CES37 = 86 | CES62 = 89 | CES87 = 79 |
| CES13 = 43 | CES38 = 82 | CES63 = 77 | CES88 = 79 |
| CES14 = 74 | CES39 = 95 | CES64 = 74 | CES89 = 70 |
| CES15 = 71 | CES40 = 91 | CES65 = 68 | CES90 = 77 |
| CES16 = 47 | CES41 = 89 | CES66 = 71 | CES91 = 88 |
| CES17 = 50 | CES42 = 88 | CES67 = 69 | CES92 = 60 |
| CES18 = 56 | CES43 = 82 | CES68 = 74 | CES93 = 77 |
| CES19 = 72 | CES44 = 99 | CES69 = 82 | CES94 = 52 |
| CES20 = 65 | CES45 = 87 | CES70 = 67 | CES95 = 69 |
| CES21 = 86 | CES46 = 82 | CES71 = 66 | CES96 = 78 |
| CES22 = 79 | CES47 = 82 | CES72 = 88 | CES97 = 85 |
| CES23 = 92 | CES48 = 72 | CES73 = 59 | CES98 = 76 |
| CES24 = 91 | CES49 = 82 | CES74 = 97 | CES99 = 63 |
| CES25 = 72 | CES50 = 88 | CES75 = 66 | |



Color Rendition by Hue-Angle Bin



Measure Comparisons



(END OF REPORT)